



CONTENTS

Wiring Asscessories

V Series	3-5
T Series	6-9
SR Series	11-30
Weather Sroof Series	31-32
Accessories	33
Under Floor box	34
W/P Fluorescent Fixture	35

Air Guard

Ceiling Exhust Fans	37-38
In line Exhust Fans	39-40
PVC Blower Fans	41
Metal Blower Fans	42
Window EXhust Fans	43-45
LED Ceiling Fans	46
Fan Accessories	47-50

LED Lamps & Light fittings

LED Lamps	52-54
LED Light Fittings	55-60

Light Fittings & Lamps

Emergency Light	61
Flood Light	62
Ballast	63-64
Discharge Lamps	65-66
Energy Saving Lamps	67-69



Breif Introduction

Admore Electric was incorporated in England in 1995.

Admore products have many innovative features designed & speed up installation and provide the end user with a safe and easy to use products.

A wide range of power, Telecommunication , Data Accessory, Exhaust Fans, LED Lamps and Lights are available in Admore basket.

Weather proof switches, socket & light fittings comply with highest IP ratings.

Emergency lights are also key products of Admore range.



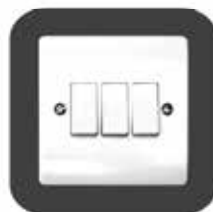
V-SERIES

➤ Style ➤ Design ➤ Innovation ➤ Safety ➤ Luxury ➤ Durability



White Range

Appearance	Item Code	Description	Appearance	Item Code	Description
	VK0001 VK0002 VK0013	1Gang 1Way Switch 1Gang 2Way Switch 1G 2Way Intermediate Switch		Vk0017	1Gang Bell Push Switch
	VK0003 VK0004	2Gang 1Way Switch 2Gang 2Way Switch		VK0024	20A Double Pole Switch W/Neon
	VK0005 VK0006	3Gang 1Way Switch 3Gang 2Way Switch		VK0027	45A Double Pole Switch W/Neon
	VK0080	4Gang 1Way (3x3) Switch		VK0029	45A Double Pole Switch W/Neon
	VK0007 VK0008	4Gang 1Way Switch 4Gang 2Way Switch		SRA331B	Cooker Unit W/Neon
	VK0009 VK0010	6Gang 1Way Switch 6Gang 2Way Switch		VK0015	Shutter Switch
				VK0309	1 Gang 1Way Switch + Dimmer (3x3)



V-SERIES

➤ Style ➤ Design ➤ Innovation ➤ Safety ➤ Luxury ➤ Durability



White Range

Appearance	Item Code	Description	Appearance	Item Code	Description
	VZ0005	13A 1Gang Switch Socket		VZ0031	15A Switch Socket + Neon
	VZ0006	13A 2Gang Switch Socket		VZ0216	13A Fused Connection Unit (FCU)
	VZ0007	13A 1Gang Switch Socket + Neon		VZ0058	Shaver Socket
	VZ0008	13A 2Gang Switch Socket + Neon		VZ0063	1G RJ11 Telephone Socket
	VZ0341	13A 1Gang Switch Socket w/USB(1A)		VZ0238	1G Secondary Telephone Socket
	VZ0339	13A 2Gang Switch Socket w/USB(1A)		Vz0066	2G RJ11 Telephone Socket
	VZ0029	15A Switch Socket		VZ0240	2G Secondary Telephone Socket
				VZ0346	1G RJ45 (Cat6) Data Socket
				VZ0350	2G RJ45 (Cat6) Data Socket
				VZ02431	2G RJ11+RJ45 Socket

4



V-SERIES

➤ Style ➤ Design ➤ Innovation ➤ Safety ➤ Luxury ➤ Durability



White Range

Appearance	Item Code	Description	Appearance	Item Code	Description
	VZ0005	13A 1Gang Switch Socket		VZ0031	15A Switch Socket + Neon
	VZ0006	13A 2Gang Switch Socket		VZ0216	13A Fused Connection Unit (FCU)
	VZ0007	13A 1Gang Switch Socket + Neon		VZ0058	Shaver Socket
	VZ0008	13A 2Gang Switch Socket + Neon		VZ0063	1G RJ11 Telephone Socket
	VZ0341	13A 1Gang Switch Socket w/USB(1A)		VZ0238	1G Secondary Telephone Socket
	VZ0339	13A 2Gang Switch Socket w/USB(1A)		Vz0066	2G RJ11 Telephone Socket
	VZ0029	15A Switch Socket		VZ0240	2G Secondary Telephone Socket
				VZ0346	1G RJ45 (Cat6) Data Socket
				VZ0350	2G RJ45 (Cat6) Data Socket
				VZ02431	2G RJ11+RJ45 Socket

4



ST-SERIES

➤ Ultra Slim ➤ Changeable Frames ➤ Large rockers ➤ Hidden Screws



White Range

Appearance	Item Code	Description	Appearance	Item Code	Description
	ST301 ST302 ST313	1Gang 1Way Switch 1Gang 2Way Switch 1G 2Way Intermediate Switch		ST317	1Gang Bell Push Switch
	ST303 ST304	2Gang 1Way Switch 2Gang 2Way Switch		ST324	20A Double Pole Switch W/Neon
	ST305 ST306	3Gang 1Way Switch 3Gang 2Way Switch		ST327	45A Double Pole Switch W/Neon
	ST308	4Gang 1Way (3x3) Switch		ST329	45A Double Pole Switch W/Neon
	ST307	4Gang 1Way Switch		ST331	Cooker Unit W/Neon
	ST309	6Gang 1Way Switch			



ST-SERIES


➤ *Ultra Slim* ➤ *Changeable Frames* ➤ *Large rockers* ➤ *Hidden Screws*



White Range

Appearance	Item Code	Description
	ST405	13A 1 Gang Switch Socket
	ST406	13A 2 Gang Switch Socket
	ST429	15A 2 Gang Switch Socket
	ST418	13A Fused Connection Unit (FCU)
	ST852	1 Gang RJ11 Telephone Socket
	ST438	1 Gang Secondary Telephone Socket
	ST440	2 Gang Secondary Telephone Socket

Appearance	Item Code	Description
	ST4146	1 Gang RJ45 (CAT-6) Data Socket
	ST4150	2 Gang RJ45 (CAT-6) Data Socket
	ST432	TV Socket
	ST469	1 Gang Satellite Socket
	ST401	1 Gang Black Plate (3x3)
	ST402	2 Gang Black Plate (3x6)
	ST820	20A Junction Box
	ST821	45A Junction Box



METAL SERIES

➤ Style ➤ Design ➤ Innovation ➤ Safety ➤ Luxury ➤ Durability



Gold

Appearance	Item Code	Description
	A302	1Gang 2Way Switch
	A304	2Gang 2Way Switch
	A306	3Gang 2Way Switch
	A308	4Gang 2Way Switch
	A309	4 Gang 2Way Switch 3x3
	A310	6 Gang 2Way Switch
	A317	Bell Push

Appearance	Item Code	Description
	A324	20A Double Pole Switch with Neon
	A327	45A Double Pole Switch with Neon 3x3
	A329	45A Double Pole Switch with Neon 3x6
	A405	13A 1Gang Switch Socket
	A406	13A 2Gang Switch Socket
	A407U	13A 1Gang Switch Socket with Single USB
	A408U	13A 2Gang Switch Socket with Double USB

6



METAL SERIES

➤ Style ➤ Design ➤ Innovation ➤ Safety ➤ Luxury ➤ Durability



Appearance	Item Code	Description
	A429	15A Switch Socket
	A432	TV Socket
	A4146	RJ45 1 Gang Data Socket (CAT-6)
	A4150	RJ45 2 Gang Data Socket (CAT-6)
	A438	Telephone Socket 1 Gang Secondary
	A406	13A 2Gang Switch Socket
	FB0058	Shaver Socket 20A 250V

Appearance	Item Code	Description
	A820	20A JB/Connection Plate
	A401	1 Gang Black Plate 3x3
	A402	2 Gang Black Plate 3x6
	A DIMMER	1x500 DMG 1 Gang 500W Dimmer
	A DIMMER	1x1000 DMG 1 Gang 1000W Dimmer
	A DIMMER	1x500 DMG 2 Gang 500W Dimmer
	A DIMMER	1x1000 DMG 2 Gang 1000W Dimmer



METAL SERIES

➤ Style ➤ Design ➤ Innovation ➤ Safety ➤ Luxury ➤ Durability



Crome

Appearance	Item Code	Description
	AC302	1Gang 2Way Switch
	AC304	2Gang 2Way Switch
	AC306	3Gang 2Way Switch
	AC308	4Gang 2Way Switch
	AC309	4 Gang 2Way Switch 3x3
	AC310	6 Gang 2Way Switch
	AC317	Bell Push

Appearance	Item Code	Description
	AC324	20A Double Pole Switch with Neon
	AC327	45A Double Pole Switch with Neon 3x3
	AC329	45A Double Pole Switch with Neon 3x6
	AC405	13A 1Gang Switch Socket
	AC406	13A 2Gang Switch Socket
	AC407U	13A 1Gang Switch Socket with Single USB
	AC408U	13A 2Gang Switch Socket with Double USB

8



METAL SERIES

➤ *Ultra Slim* ➤ *Changeable Frames* ➤ *Large rockers* ➤ *Hidden Screws*



Chrome

Appearance	Item Code	Description
	AC429	15A Switch Socket
	AC432	TV Socket
	AC4146	RJ45 1 Gang Data Socket (CAT-6)
	AC4150	RJ45 2 Gang Data Socket (CAT-6)
	AC438	Telephone Socket 1 Gang Secondary
	AC406	13A 2Gang Switch Socket
	GB0058	Shaver Socket 20A 250V


Appearance	Item Code	Description
	AC820	20A JB/Connection Plate
	AC401	1 Gang Black Plate 3x3
	AC402	2 Gang Black Plate 3x6
	AC DIMMER	1x500 DMG 1 Gang 500W Dimmer
	AC DIMMER	1x1000 DMG 1 Gang 1000W Dimmer
	AC DIMMER	1x500 DMG 2 Gang 500W Dimmer
	AC DIMMER	1x1000 DMG 2 Gang 1000W Dimmer



9

PREMIUM SERIES

➤ Style ➤ Design ➤ Innovation ➤ Safety ➤ Luxury ➤ Durability



White Range

Appearance	Item Code	Description
	G-002-P	1Gang 2Way Switch
	G-004-P	2Gang 2Way Switch
	G-006-P	3Gang 2Way Switch
	G-007-P	4Gang 1Way Switch
	DS-004-P	4 Gang 2Way Switch 3x6
	DS-006-P	6 Gang 2Way Switch 3x6
	DS-007-P	8 Gang 1Way Switch 3x6

Appearance	Item Code	Description
	G-013-P	1Gang Intermediate Switch
	AG-017-P DS-017-P	1 Gang Bell Push 2 Gang Bell Push
	G-4146-P	1 Gang CAT 6 Socket + Blank Plate
	G-4100-P	2 Gang CAT 6 Socket + 1/2
	G-2431-P	RJ11 + CAT 6 Socket
	G-4150-P	2 Gang CAT 6 Socket + 1/2
	DS450-P	4 Gang CAT 6 Socket



PREMIUM SERIES

➤ Style ➤ Design ➤ Innovation ➤ Safety ➤ Luxury ➤ Durability



White Range

Appearance	Item Code	Description
	G-024-P	20A DP Switch
	G-027-P	45A DP Switch
	G-058-P	Shaver Socket
	G-405-P	13A 1 Gang Switch Socket
	G-406-P	13A 2 Gang Switch Socket
	G-30-UP	13A 1 Gang Switch Socket with 2 USB
	DS-230-UP	13A 2 Gang Switch Socket with 2 USB

Appearance	Item Code	Description
	G-429-L	15A Single Switch Socket
	DS-429-L	15A Double Switch Socket
	G-401-P	1 Gang Black Plate 3x3
	G-402-P	2 Gang Black Plate 3x6
	PR-Dimmer	500W 1 Gang Dimmer
	PR-Dimmer	1000W 1 Gang Dimmer
	PR-Dimmer	500W 2 Gang Dimmer
	PR-Dimmer	1000W 2 Gang Dimmer
	PR-Dimmer	500W 3 Gang Dimmer
	PR-Dimmer	500W 4 Gang Dimmer

6



PREMIUM SERIES


➤ *Ultra Slim* ➤ *Changeable Frames* ➤ *Large rockers* ➤ *Hidden Screws*



Gray Range

Appearance	Item Code	Description
	G-002-P	1Gang 2Way Switch
	G-004-P	2Gang 2Way Switch
	G-006-P	3Gang 2Way Switch
	G-007-P	4Gang 1Way Switch
	DS-004-P	4 Gang 2Way Switch 3x6
	DS-006-P	6 Gang 2Way Switch 3x6
	DS-007-P	8 Gang 1Way Switch 3x6

Appearance	Item Code	Description
	G-013-P	1Gang Intermediate Switch
	AG-017-P DS-017-P	1 Gang Bell Push 2 Gang Bell Push
	G-4146-P	1 Gang CAT 6 Socket + Blank Plate
	G-4100-P	2 Gang CAT 6 Socket + 1/2
	G-2431-P	RJ11 + CAT 6 Socket
	G-4150-P	2 Gang CAT 6 Socket + 1/2
	DS450-P	4 Gang CAT 6 Socket



PREMIUM SERIES

➤ Ultra Slim ➤ Changeable Frames ➤ Large rockers ➤ Hidden Screws



White Range

Appearance	Item Code	Description
	G-024-P	20A DP Switch
	G-027-P	45A DP Switch
	G-058-P	Shaver Socket
	G-405-P	13A 1 Gang Switch Socket
	G-406-P	13A 2 Gang Switch Socket
	G-30-UP	13A 1 Gang Switch Socket with 2 USB
	DS-230-UP	13A 2 Gang Switch Socket with 2 USB

Appearance	Item Code	Description
	G-429-L	15A Single Switch Socket
	DS-429-L	15A Double Switch Socket
	G-401-P	1 Gang Black Plate 3x3
	G-402-P	2 Gang Black Plate 3x6
	PR-Dimmer	500W 1 Gang Dimmer
	PR-Dimmer	1000W 1 Gang Dimmer
	PR-Dimmer	500W 2 Gang Dimmer
	PR-Dimmer	1000W 2 Gang Dimmer
	PR-Dimmer	500W 3 Gang Dimmer
	PR-Dimmer	500W 4 Gang Dimmer

6



WIFI & TOUCH SERIES

➤ *Ultra Slim* ➤ *Changeable Frames* ➤ *Large rockers* ➤ *Hidden Screws*



White Range

Appearance	Item Code	Description
	SSW-01-W	1 Gang Wifi & Touch Switch
	SSW-02-W	2 Gang Wifi & Touch Switch
	SSW-03-W	3 Gang Wifi & Touch Switch
	SSW-04-W	4 Gang Wifi & Touch Switch

Appearance	Item Code	Description
	SSW-06-W	6 Gang Wifi & Touch Switch
	SSW-405-W	13A 1 Gang Wifi & Touch Switch Socket
	SSW-D10-W	1 Gang Wifi & Touch Dimmer
	SSW-FD-W	1 Gang Wifi & Touch Fan Dimmer

6



WIFI & TOUCH SERIES

➤ Ultra Slim ➤ Changeable Frames ➤ Large rockers ➤ Hidden Screws



Brack Range

Appearance	Item Code	Description
	SSW-01-W	1 Gang Wifi & Touch Switch
	SSW-02-W	2 Gang Wifi & Touch Switch
	SSW-03-W	3 Gang Wifi & Touch Switch
	SSW-04-W	4 Gang Wifi & Touch Switch
	SSW-06-W	6 Gang Wifi & Touch Switch

Appearance	Item Code	Description
	SSW-405-W	13A 1 Gang Wifi & Touch Switch Socket
	SSW-D10-W	1 Gang Wifi & Touch Dimmer
	SSW-FD-W	1 Gang Wifi & Touch Fan Dimmer
	UFO-RI	IR-Remote Controller

6



DIMMER SERIES

➤ Style ➤ Design ➤ Innovation ➤ Safety ➤ Luxury ➤ Durability



White/Gold/Chrome

Appearance	Item Code	Description
	V+1 V+1 V+1 V+1	1 Gang 500W Dimmer White 1 Gang 1000W Dimmer White 1 Gang 1500W Dimmer White 1 Gang 2000W Dimmer White
	V+2 V+2	2 Gang 500W Dimmer White 2 Gang 1000W Dimmer White
	V+3 V+3	3 Gang 500W Dimmer White 3 Gang 1000W Dimmer White
	V+4 V+4	4 Gang 500W Dimmer White 4 Gang 1000W Dimmer White
	A+1 A+1 A+1 A+1	1 Gang 500W Dimmer Gold 1 Gang 1000W Dimmer Gold 1 Gang 1500W Dimmer Gold 1 Gang 2000W Dimmer Gold
	A+2 A+2	2 Gang 500W Dimmer Gold 2 Gang 1000W Dimmer Gold

Appearance	Item Code	Description
	A+3 A+3	3 Gang 500W Dimmer Gold 3 Gang 1000W Dimmer Gold
	A+4 A+4	4 Gang 500W Dimmer Gold 4 Gang 1000W Dimmer Gold
	AC+1 AC+1 AC+1 AC+1	1 Gang 500W Dimmer Chrome 1 Gang 1000W Dimmer Chrome 1 Gang 1500W Dimmer Chrome 1 Gang 2000W Dimmer Chrome
	AC+2 AC+2	2 Gang 500W Dimmer Chrome 2 Gang 1000W Dimmer Chrome
	AC+3 AC+3	3 Gang 500W Dimmer Chrome 3 Gang 1000W Dimmer Chrome
	AC+4 AC+4	4 Gang 500W Dimmer Chrome 4 Gang 1000W Dimmer Chrome

6



METAL CLAD SERIES

➤ Style ➤ Design ➤ Innovation ➤ Safety ➤ Luxury ➤ Durability



Metal Clad

Appearance	Item Code	Description
	AM-302	1 Gang 2 Way Plate Switch 10Ax250V
	AM-304	2 Gang 2 Way Plate Switch 10Ax250V
	AM-306	3 Gang 2 Way Plate Switch 10Ax250V
	AM-324	1 Gang 2 Flush Switch+F/O Neon 20A DP

Appearance	Item Code	Description
	AM-316	Bell Push
	AM-405	1 Gang Socket Outlet 13A Switch Single Pole
	AM-406	2 Gang Socket Outlet 13A Switch Single Pole



Weather proof Series

➤ Ultra Slim ➤ Changeable Frames ➤ Large rockers ➤ Hidden Screws



Weather Proof

Switches Socket

Appearance	Item Code	Description	Appearance	Item Code	Description
	WP302	10A 1Gang 2Way Switch IP65		WP406	13A 2Gang Switch Socket IP65
	WP304	10A 2Gang 2Way Switch IP65		WP429	15A Switch Socket IP65
	WP306	10A 3Gang 2Way Switch IP65			
	WP308	10A 4Gang 2Way Switch IP65		MP-12	1Gang 2Way Switch IP66
	WP310	10A Bell Switch IP65		MP-42	2Gang 2Way Switch IP66
	WP324	20A Double Pole Switch IP65		MP-30	20A Double Pole Switch IP66
	WP405	13A 1Gang Switch Socket IP65		MP-14	Bell Switch IP66



Weather proof Series



Weather Proof

Isolator

Appearance	Item Code	Description	Appearance	Item Code	Description
	AWI205	13A Industrial Switch Socket		AWI-201	20A 1 Pole PVC Isolator
	MP-1E	13A Switch Socket Empty Casing		AWI-202	20A 2 Pole PVC Isolator
	MP-1SKT	13A Sw/Skt Empty Casing With Socket		AWI-203	20A 3 Pole PVC Isolator
	MP-2E	13A Switch Socket Empty Casing		AWI-204	20A 4 Pole PVC Isolator
	MP-2SKT	13A Sw/Skt Empty Casing With Socket		AWI-531	35A 1 Pole PVC Isolator
	WP-401	Water Proof Cover (3x3)		AWI-532	35A 2 Pole PVC Isolator
	WP-402	Water Proof Cover (3x6)		AWI-533	35A 3 Pole PVC Isolator
				AWI-534	35A 4 Pole PVC Isolator
				AWI-631	63A 1 Pole PVC Isolator
				AWI-632	63A 2 Pole PVC Isolator
				AWI-633	63A 3 Pole PVC Isolator
				AWI-632	63A 4 Pole PVC Isolator





Top Plug &

Accessories

Appearance	Item Code	Description
	NV-258	13A Top Plug Black
	NV-258	13A Top Plug White
	NV-1153	15A Top Plug White
	NV-510	13A 3 Way Adaptor Universal
	NV-505	13A 3 Way Adaptor
	NV-512	13A 3 Way Adaptor Universal
	A-E1x4	13A 4 Way Adaptor Universal

Appearance	Item Code	Description
	AV701	Ceiling Rose
	NV-702	Ceiling Rose with E27 Pentadent Holder and 9" Wire
	AV671	E27 Pendant Holder LH
	AV672	B22 Pendant Holder LH
	AV625	E27 Batten Holder LH
	AV605	B22 Batten Holder LH
	AV621	E27 Angle Holder LH
	AV601	B22 Angle Holder LH
	AV320	6A 1G 1Way Pull Cord Switch
	AV321	6A 2G 1Way Pull Cord Switch
	AV333	45A Pull Cord Switch With Neon





Extension & Reels Accessories

Appearance	Item Code	Description	Appearance	Item Code	Description
	NV-494 NV-495	13A 2 Gang Exten. Socket + Neon 13A 4 Gang Exten. Socket + Neon		PE-331	3x3 PVC Thick Switch Box
	SBO-1177	13A 4 Gang Exten. Socket without Switch 3 Mtr		PE-361	3x6 PVC Thick Switch Box
	SBO-1174	13A 2 Gang Exten. Socket with Switch 5 Mtr		AV-332	3x3 GI Switch Box Knock outs W/earthing Terminal
	SBO-1175 SBO-1176	13A 4 G. Exten. Socket W/ Switch 3 Mtr 13A 4 G. Exten. Socket W/ Switch 5 Mtr		AV-362	3x6 GI Switch Box Knock outs W/earthing Terminal
	SBO-1683	3 G. Exten. Universal Socket W/ Switch 5 Mtr with Twin USB 2.1A		A16x16S A16x25S	16+16+2900 mm PVC Trunking with Sticker 16+25+2900 mm PVC Trunking with Sticker
	AER-5 AER-10	5 Mtr Exten. Reel 99.9% Copper 10 Mtr Exten. Reel 99.9% Copper		A25x40S A50x50S	25+40+2900 mm PVC Trunking with Sticker 50+50+2900 mm PVC Trunking without Sticker
	AER-25 AER-50	25 Mtr Heavy Duty Exten. Reel 50 Mtr Heavy Duty Exten. Reel		A75x75S A100x100S	75+75+2900 mm PVC Trunking without Sticker 100+100+2900 mm PVC Trunking without Sticker



Pop up Series

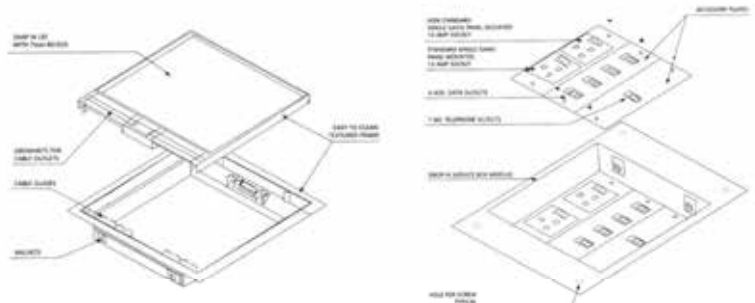


Gold & Chrome

Appearance	Item Code	Description	Appearance	Item Code	Description
	APU-13-2	13Ax2 Gang Socket		APU-16-2M	16A Two Gang Multi Function Socket Soft Open Chrome
	APU-13-2-D2	2x13A Socket+2 Data		APU-13-2	13Ax2 Gang Socket
	APU-13D	13A Socket+Data		APU-13-2-D2	2x13A Socket+2 Data
	APU-13D11-G	13A Socket+Data+RJ11 Socket		APU-13D	13A Socket+Data
	APU-13CHD-G	13A Socket+CAT6+HDMI		APU-13D11-G	13A Socket+Data+RJ11 Socket
	APU-132CHD-G	13A Double Socket+CAT6+HDMI		APU-13CHD-G	13A Socket+CAT6+HDMI
	AMS-23U	13AU Socket+USB Motorised Pop Socket		APU-132CHD-G	13A Double Socket+CAT6+HDMI
				AMS-43UK	3 Gang 2 USB Socket Corner Vertical Black



Under floor box



Polyamide Raised Floor Service Box

The polyamide service box incorporates many innovative features designed to speed up installation and provide the end-user with a safe and easy-to-use product.



Floor outlets boxes are normally secured within panels that can be re-located anywhere within an access floor. The 'snap-in' trap, incorporating a steel reinforcing plate, is reversible and readily detaches from the frame when accidentally kicked or knocked. The trap is recessed to accommodate up to 7mm thickness of carpet or similar floor finishes. A retractable handle provides access to the interior of the floor box. The floor outlet boxes are supplied complete with textured, easy-to-clean frame and lid. Cables are guided by cable retainers through generous cable outlets that open automatically and lock into position when cables are present. Detachable cable retainers are mounted on the side of the frame to guide cables safely through the outlets in the lid.

The frame, which is also reversible, incorporates a unique ratchet system and is designed to self-adjust to any normal floor finish thickness. The frame is secured by hand operated ratchet bars that provide quick efficient installation and removal without the needs for tools.

To remove the carpet frame, the ratchet bars on the opposite sides of the frame are pulled towards the center of the box releasing the grip and allowing the frame to be lifted clear.

The accessory plates within the floor outlet box can be removed from above without having to remove the entire floor outlet box.

A wide range of power, telecommunication and data accessory plates are available. These plates are inter-changeable, allowing any combination to the precise requirements are unknown.

The floor outlet boxes are supplied with an adjustable mounting bracket fixed to each of the two short sides.

CABLE RETAINERS SUPPLIED AS STANDARD



HANDLE Designed for improved accessibility



OPTIONAL LOCKABLE LID Added security when not in use



OPTIONAL LID TETHER Added security. Eliminates lid loss



SAGGER PLATE Provides strain relief clearance for modular plug types



Starters / Brakers



Starters / Brakers

Appearance	Item Code	Description	Appearance	Item Code	Description
	MS-K11 5.2-8A	240V Single Phase Starter		Z3032 Z3040 J3315	MCCB 32A TP MCCB 40A TP MCCB 315A TP
	MS-K11 5.2-8A	380V Three Phase Starter		L3100 L4063 L4100	MCCB 100A TP MCCB 63A 4P MCCB 100A 4P
	MS-K11 9-13A	240V Single Phase Starter		L1100 H3160 L3200	MCCB 100A SP MCCB 160A TP MCCB 1200A TP
	MS-K11 9-13A	380V Three Phase Starter		H3250 H4160 H4200	MCCB 250A TP MCCB 160A TP MCCB 200A 4P
	MS-K21 12-18A	380V Three Phase Starter		H4250 L3125 L4125	MCCB 250A TP MCCB 125A 3P MCCB 125A 4P
	MS-K21 18-26A	380V Three Phase Starter		E63410 RCB16A RCB16A	ELCB-63/4/100 16A 30MA RCBO Braker 16A 20MA RCBO Braker
	MS-K35 24-34A	380V Three Phase Starter			
	MS-K35 30-40A	380V Three Phase Starter			



Brakers & Isolators



Brakers & Isolators

Appearance	Item Code	Description	Appearance	Item Code	Description
	E40230	ELCB 40/2/300		S2063	63A 2 Pole Isolator
	E40203	ELCB 40/2/030		S3063	63A 3 Pole Isolator
	E40410	ELCB 40/4/100		S3020	20A 3 Pole Isolator
	E63230	ELCB 63/2/300		S3032	63A 3 Pole Isolator
	E63203	ELCB 63/2/030		S3040	40A 3 Pole Isolator
	E63210	ELCB 63/2/100		S3100	100A 3 Pole Isolator
	E40430	ELCB 40/4/300		S4040	40A 4 Pole Isolator
	E63403	ELCB 63/4/030		S40100	100A 4 Pole Isolator
	E100430	ELCB 100/4/300		S4063	63A 4 Pole Isolator
	E100410	ELCB 100/2/030		S2100	100A 2 Pole Isolator
	E100230	ELCB 100/3/300		SM2100	100A 2 Pole Isolator
	E100210	ELCB 100/2/100		SM3100	100A 3 Pole Isolator
	E100203	ELCB 100/2/030			





Dinrail & Plug Inn Type



Appearance	Item Code	Description	Appearance	Item Code	Description
	C110	10A Single Pole MCB		M1006	6A Single Pole MCB
	C116	16A Single Pole MCB		M1010	10A Single Pole MCB
	C120	20A Single Pole MCB		M1016	16A Single Pole MCB
	C132	32A Single Pole MCB		M1020	20A Single Pole MCB
	C140	40A Single Pole MCB		M1032	32A Single Pole MCB
	C163	63A Single Pole MCB		M1040	40A Single Pole MCB
	C316	16A Three Pole MCB		M1063	63A Single Pole MCB
C320	20A Three Pole MCB	M3016	16A Three Pole MCB		
C332	32A Three Pole MCB	M3020	20A Three Pole MCB		
C340	40A Three Pole MCB	M3032	32A Three Pole MCB		
C363	63A Three Pole MCB	M3040	40A Three Pole MCB		
	RCBO	16A 30MA RCBO Braker		M3063	63A Three Pole MCB
	RCBO	20A 30MA RCBO Braker			



Emergency Light



Door Bell & Sensor




Appearance	Item Code	Description	Appearance	Item Code	Description
	A-TS1	220V AC 50/60Hz 20A Timer Switch		AEL-500	2.6W LED Emergency Exit Light Surface
	A-MS1	Infrared Motion Sensor		AEL-500 AA500	2.6W LED Emergency Exit Light Recessed
	A-SD1	Smoke Detector		AEL-66	66 LED Rechargeable Emergency Light
	ADB-01	Wireless Electronic Door Bell		AOL-300	LED Emergency Exit Light
	ADB-02	12 Melodies Recycle Wired Door Bell		BL-Y001	5W Portable Emergency LED Light
	ADB-03	Ding Dong Door Bell			



Emergency Light



Door Bell & Censor

Appearance	Item Code	Description	Appearance	Item Code	Description
	AWP-9W1	1x9W Single 2 Ft Water Proof LED Fitting		A-2FD	2 Ft Batten Double LED Fitting
	AWP-9W2	1x9W Double 2 Ft Water Proof LED Fitting		A-4FD	4 Ft Batten Double LED Fitting
	AWP-18W1	1x18W Single 4 Ft Water Proof LED Fitting		A-2FS	2 Ft Batten Single LED Fitting
	AWP-18W2	1x18W Double 4 Ft Water Proof LED Fitting		A-4FS	4 Ft Batten Single LED Fitting
	A-2FTM	20W 2 Ft Office LED Fitting		A-ML18	18W LED Mirror Fitting
	A-4FTM	40W 4 Ft Office LED Fitting			





VENTILATING SERIES

PVC Ceiling Exhaust Fan



Function:

- ✧ Exhaust to outside of building
- ✧ Perfect and modern design
- ✧ Bearing base support for flexible operation
- ✧ Never cause motor jam
- ✧ Silicon steel and pure copper winding motor
- ✧ Built-in Thermo-cut-off protection
- ✧ Big airflow and quiet
- ✧ Ceiling mounted

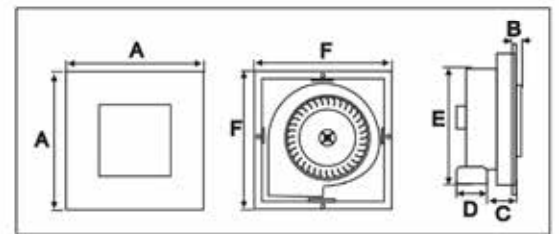
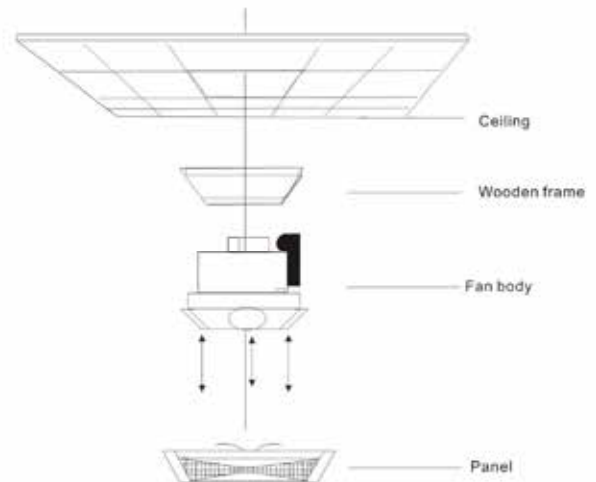
A-BD Series

SPECIFICATIONS

MODEL	VOLTAGE (V/Hz)	POWER (W)	AIR-FLOW (CBM/h)	NOISE (dB)
A-BD610	220-240V/50Hz	18	100	28
A-BD810	220-240V/50Hz	20	150	38
A-BD815	220-240V/50Hz	24	200	40
A-BD1020	220-240V/50Hz	30	250	43

DEMENSION (mm)

MODEL	A	B	C	D	E	F
A-BD610	243	20	40	97	206	237
A-BD810	256	20	51	98	228	265
A-BD815	270	20	51	98	275	310
A-BD1020	316	20	51	98	275	310



PVC Exhaust Fan

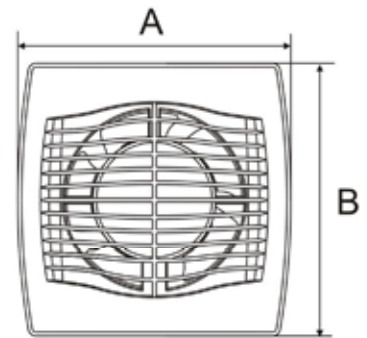
Function:

- ✧ Exhaust to outside of building
- ✧ Perfect and modern design
- ✧ Bearing base support for flexible operation
- ✧ Never cause motor jam
- ✧ Silicon steel and pure copper winding motor
- ✧ Built-in Thermo-cut-off protection
- ✧ Big airflow and quiet
- ✧ Window/Wall/Ceiling mounted

A-I Series

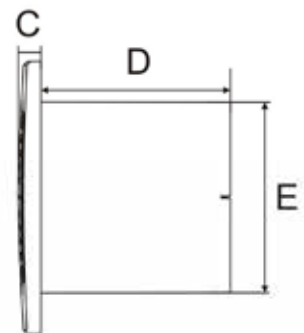
SPECIFICATIONS

MODEL	VOLTAGE (V/Hz)	POWER (W)	AIR-FLOW (CBM/h)	NOISE (dB)	SIZE (mm)
A-14	220-240V/50Hz	15	100	30	100
A-16	220-240V/50Hz	25	300	35	150
A-18	220-240V/50Hz	25	400	37	200



DEMENSION (mm)

MODEL	A	B	C	D	E
A-14	140	140	14	97	97
A-16	190	190	16	112	144
A-18	257	257	8	129	196



PVC In Line Exhaust Fan



Function:

- ✧ Exhaust to outside of building
- ✧ Perfect and modern design
- ✧ Bearing base support for flexible operation
- ✧ Never cause motor jam
- ✧ Silicon steel and pure copper winding motor
- ✧ Built-in Thermo-cut-off protection
- ✧ Big airflow and quiet
- ✧ Ducting system mounted

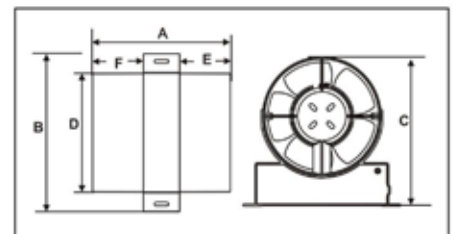
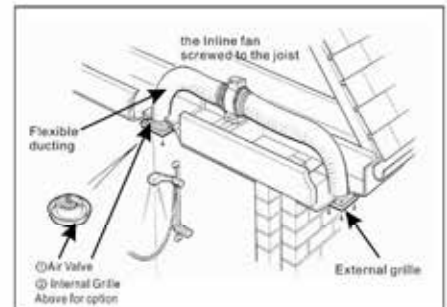
A-IF Series

SPECIFICATIONS

MODEL	VOLTAGE (V/Hz)	POWER (W)	AIR-FLOW (CBM/h)	NOISE (dB)	SIZE (mm)
A-IF4	220-240V/50Hz	15	80	33	100
A-IF6	220-240V/50Hz	25	250	37	150

DEMENSION (mm)

MODEL	A	B	C	D	E	F
A-IF4	125	160	138	98	29	60
A-IF6	172	197	185	147	64	64



PVC In Line Exhaust Fan



Function:

- ✧ Exhaust to outside of building
- ✧ Perfect and modern design
- ✧ Bearing base support for flexible operation
- ✧ Never cause motor jam
- ✧ Silicon steel and pure copper winding motor
- ✧ Built-in Thermo-cut-off protection
- ✧ Big airflow and quiet
- ✧ Ducting system mounted

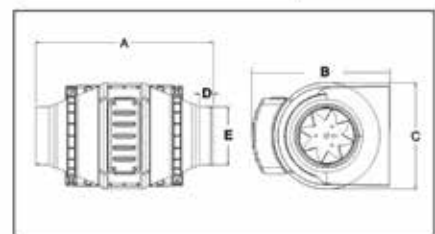
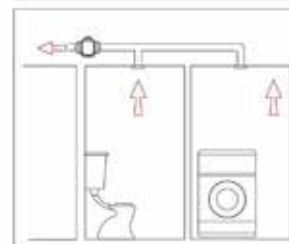
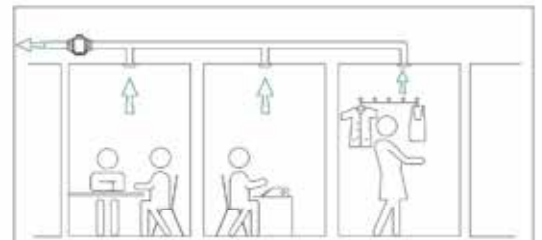
A-MV Series

SPECIFICATIONS

MODEL	VOLTAGE (V/Hz)	POWER (W)	AIR-FLOW (CBM/h)	NOISE (dB)	SIZE (mm)
A-MV100	220-240V/50Hz	30	210	41	100
A-MV150	220-240V/50Hz	50	520	45	150
A-MV200	220-240V/50Hz	120	850	55	200

DEMENSION (mm)

MODEL	A	B	C	D	E
A-MV100	293	234	177	22	97
A-MV150	307	256	200	78	145
A-MV200	296	287	246	33	196



PVC Sielent Blower Fan



Function:

- ⊗ Exhaust outside of building
- ⊗ Perfect and modern design
- ⊗ Bearing base support for flexible operation
- ⊗ Never cause motor jam
- ⊗ Silicon steel and pure copper winding motor
- ⊗ Built-in Thermo-cut-off protection
- ⊗ Big airflow and quiet
- ⊗ Ducting system mounted

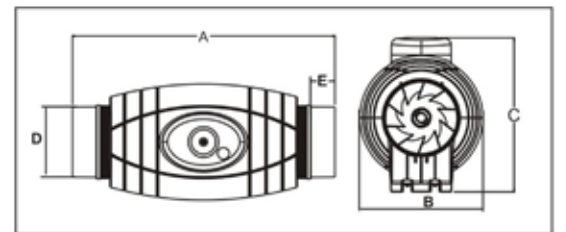
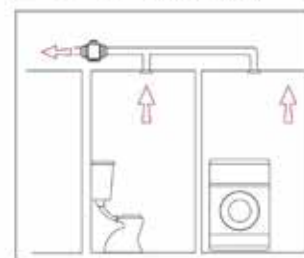
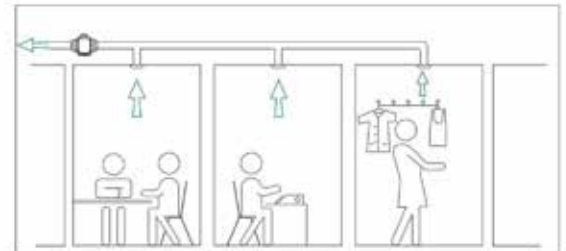
A-TD Series

SPECIFICATIONS

MODEL	VOLTAGE (V/Hz)	POWER (W)	AIR-FLOW (CBM/h)	NOISE (dB)	SIZE (mm)
A-TD4	220-240V/50Hz	32	185	24	100
A-TD5	220-240V/50Hz	35	300	20	125
A-TD6	220-240V/50Hz	55	520	22	150
A-TD8	220-240V/50Hz	100	852	20	200

DEMENSION (mm)

MODEL	A	B	C	D	E
A-TD4	579	204	255	97	28
A-TD5	462	204	255	123	42
A-TD6	486	221	276	146	42
A-TD8	569	265	330	199	42



41



Metal In Line Duct Fan



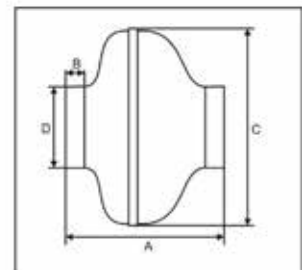
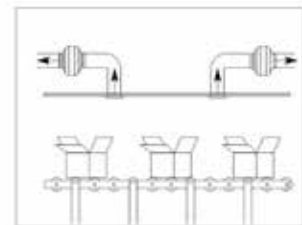
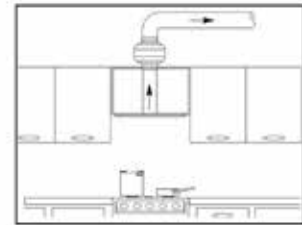
Function:

- ✦ Exhaust to outside of building
- ✦ Perfect and modern design
- ✦ Bearing base support for flexible operation
- ✦ Never cause motor jam
- ✦ Silicon steel and pure copper winding motor
- ✦ Built-in Thermo-cut-off protection
- ✦ Big airflow and quiet
- ✦ Ducting system mounted

A-ID Series

SPECIFICATIONS

MODEL	VOLTAGE (V/Hz)	POWER (W)	AIR-FLOW (CBM/h)	NOISE (dB)	SIZE (mm)
A-ID4	220-240V/50Hz	65	320	35	100
A-ID5	220-240V/50Hz	70	400	40	125
A-ID6	220-240V/50Hz	95	700	42	150
A-ID8	220-240V/50Hz	140	980	44	200
A-ID10	220-240V/50Hz	155	1350	47	250
A-ID12	220-240V/50Hz	215	1750	56	315



DEMENSION (mm)

MODEL	A	B	C	D
A-ID4	194	23	243	100
A-ID5	195	27	243	125
A-ID6	222	28	333	150
A-ID8	223	25	333	200
A-ID10	206	27	333	250
A-ID12	258	25	402	315



Window Exhaust Fan



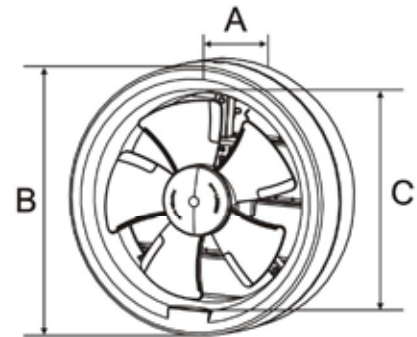
Function:

- ⚙ Exhaust to outside of building
- ⚙ Perfect and modern design
- ⚙ Bearing base support for flexible operation
- ⚙ Never cause motor jam
- ⚙ Silicon steel and pure copper winding motor
- ⚙ Built-in Thermo-cut-off protection
- ⚙ Big airflow and quiet
- ⚙ Window mounted

A-SC Series

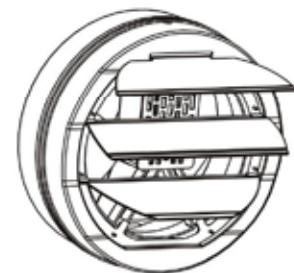
SPECIFICATIONS

MODEL	VOLTAGE (V/Hz)	POWER (W)	AIR-FLOW (CBM/h)	NOISE (dB)	SIZE (mm)
A-SC15	220-240V/50Hz	18	260	35	160-178
A-SC20	220-240V/50Hz	29	420	39	210-230



DEMENSION (mm)

MODEL	A	B	C
A-SC15	80	210	152
A-SC20	88	268	204



43



Window Exhaust Fan



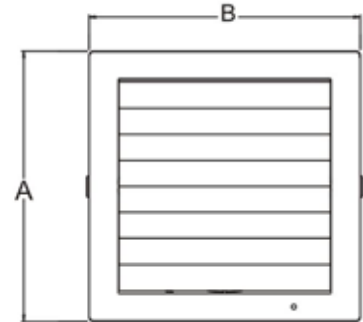
Function:

- ✧ Exhaust to outside of building
- ✧ Perfect and modern design
- ✧ Bearing base support for flexible operation
- ✧ Never cause motor jam
- ✧ Silicon steel and pure copper winding motor
- ✧ Built-in Thermo-cut-off protection
- ✧ Big airflow and quiet
- ✧ Window mounted

A-T Series

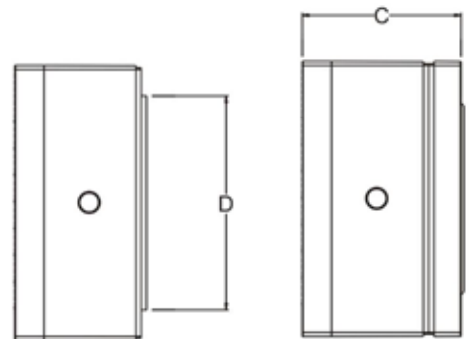
SPECIFICATIONS

MODEL	VOLTAGE (V/Hz)	POWER (W)	AIR-FLOW (CBM/h)	NOISE (dB)	SIZE (mm)
A-T6	220-240V/50Hz	25	300	35	150
A-T9	220-240V/50Hz	40	580	38	230



DEMENSION (mm)

MODEL	A	B	C	D
A-T6	204	204	118	149
A-T9	290	290	142	234



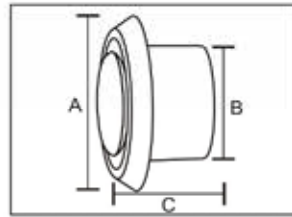
45



A-CAV Plastic Air-valve



- ABS plastic
- Easy to Install



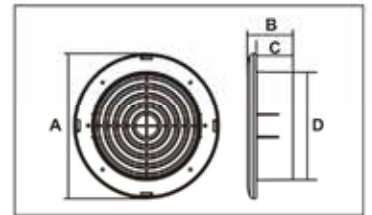
DIMENSION(mm)

MODEL	A	B	C
A-CAV4	147	98	75
A-CAV6	206	145	75
A-CAV8	266	198	75

A-CAG Air Grille



- ABS plastic
- Easy to Install

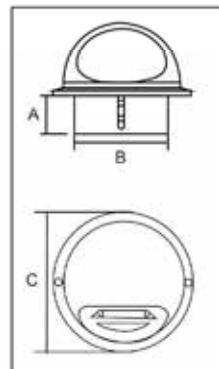


DIMENSION(mm)

MODEL	A	B	C	D
A-CAG4	140	62	50	98
A-CAG6	199	62	50	148
A-CAG8	249	62	50	198

A-VL Outdoor vent louver

304# Stainless steel

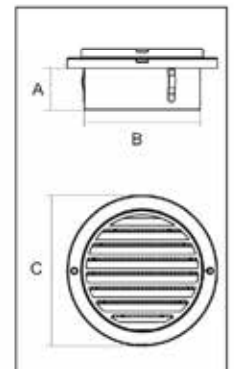


DIMENSION(mm)

MODEL	A	B	C
A-VL4	40	97	145
A-VL6	55	147	205
A-VL8	55	198	250

A-GL Outdoor vent louver

304# Stainless steel



DIMENSION(mm)

MODEL	A	B	C
A-GL4	35	97	126
A-GL6	38	147	205
A-GL8	52	198	249

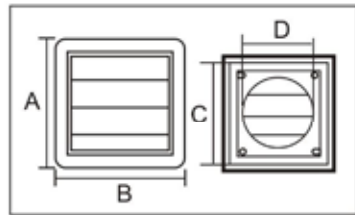


Fan Accessories

A-GS Gravity Shutter



- ABS plastic
- Easy to Install



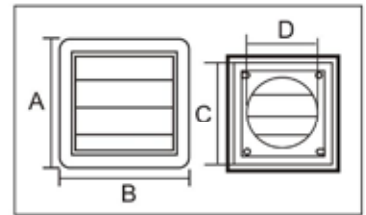
DIMENSION(mm)

MODEL	A	B	C	D
A-GS4	150	150	107	100
A-GS6	210	210	165	150
A-GS8	250	250	205	200

A-FS Plastic grille



- ABS plastic
- Easy to Install



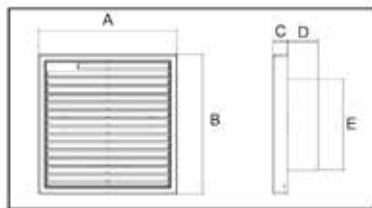
DIMENSION(mm)

MODEL	A	B	C	D
A-FS4	150	150	107	100
A-FS6	210	210	165	150
A-FS8	250	250	205	200

A-PG Plastic grille



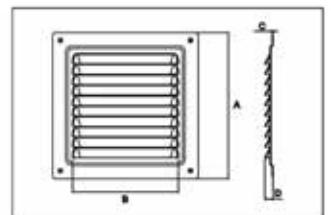
- ABS plastic
- Easy to Install



DIMENSION(mm)

MODEL	A	B	C	D	E
A-PG100	150	150	16	33	98
A-PG150	209	209	16	33	148
A-PG200	249	249	16	33	198
A-PG150-100	209	209	16	33	98

A-MG Metal grille



DIMENSION(mm)

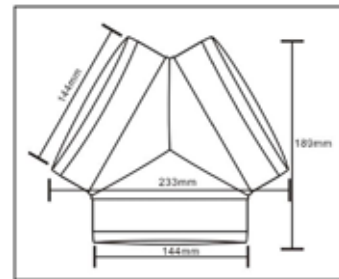
MODEL	A	B	C	D
A-MG100	140	100	0.6	8
A-MG150	195	150	0.6	8
A-MG200	195	150	0.8	8
A-MG250	300	250	1.0	8
A-MG300	350	300	0.8	8



A-YP Plastic Y style joint pipe



- ABS plastic
- Easy to Install



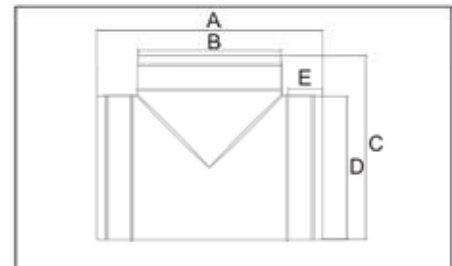
DIMENSION(mm)

MODEL	A	B	C	D
A-YP4	97	151	174	97
A-YP6	144	189	233	144
A-YP8	197	236	273	198

A-TP Plastic T style joint pipe



- ABS plastic
- Easy to Install



DIMENSION(mm)

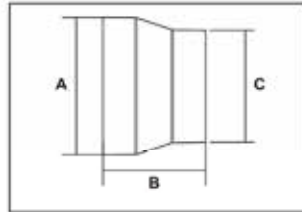
MODEL	A	B	C	D	E
A-TP4	188	100	144	100	35
A-TP6	233	148	190	148	35
A-TP8	278	198	240	198	40



A-TL Plastic Reducer



- ABS plastic
- Easy to Install



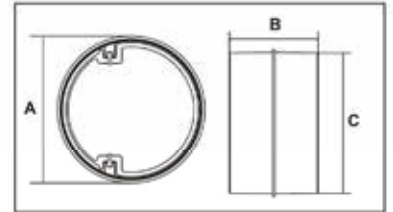
DIMENSION(mm)

MODEL	A	B	C
A-TL6-4	150	100	100
A-TL8-6	200	100	150

A-RSD Anti-reflux-shutter Duct



- ABS plastic
- Easy to Install



DIMENSION(mm)

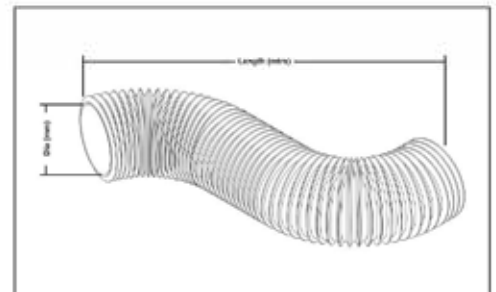
MODEL	A	B	C
A-RSD4	104	62	97.5
A-RSD6	153.5	60	146

A-FC Aluminum Flexible Conduit



DIMENSION

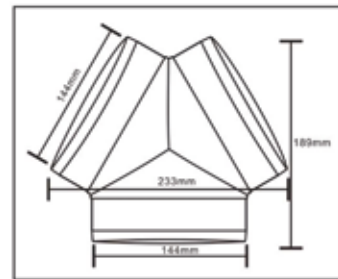
MODEL	Dia (Inches)	Dia (mm)	Length (mtrs)
AFC-4	4	100	7.5
AFC-6	6	150	7.5
AFC-8	8	200	7.5



A-YP Plastic Y style joint pipe




- ABS plastic
- Easy to Install



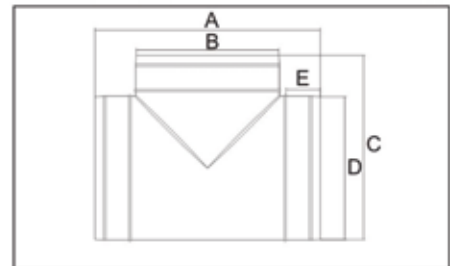
DIMENSION(mm)

MODEL	A	B	C	D
A-YP4	97	151	174	97
A-YP6	144	189	233	144
A-YP8	197	236	273	198

A-TP Plastic T style joint pipe



- ABS plastic
- Easy to Install



DIMENSION(mm)





MODEL	A	B	C	D	E
A-TP4	188	100	144	100	35
A-TP6	233	148	190	148	35
A-TP8	278	198	240	198	40



Kitchen Hood



Kitchen Hood & Pest Killer

Appearance	Item Code	Description	Appearance	Item Code	Description
	A-KH60W	60 cm Kitchen Hood White		A-IK20	20W Fluorescent Tube Rod Insect Killer
	A-KH60S	60 cm Kitchen Hood Silver		A-IK30	30W Fluorescent Tube Rod Insect Killer
	A-KH90W	90 cm Kitchen Hood White		A-IK40	40W Fluorescent Tube Rod Insect Killer
	A-KH90S	90 cm Kitchen Hood Silver			

